

IMGA MONEY MARKET CAT I

Open-Ended Money Market Fund

RISK (ISR)

1

Manager: Joana Felício Co-Manager: Pedro Nunes

Fund data at 24.04.2025

Assets Under Management	€ 1.531.922.571
Share Price	€ 5,3762
Initial Subscription	€ 500.000
Subscription Fee	0%
Management Fee	0,05% / year
Depository Fee	0,02% / year
Redemption Fee	0%

Fund Class: Money Market

Currency: EUR

Launch Date: Feb/22

ISIN: PTIGADHM0008

Cash settlement: Available on the 1st day after redemption request

Income Policy: Capitalisation

Management Company: IM Gestão de Ativos - Sociedade Gestora de Organismos de Investimento Coletivo, S.A.

Investment Objectives

The Fund is a standard variable net asset value money market Fund and will seek to provide unitholders with an investment with low volatility and a stable level of potential profitability, above money market interest rates and the alternatives offered by traditional banking investments.

Investor Profile

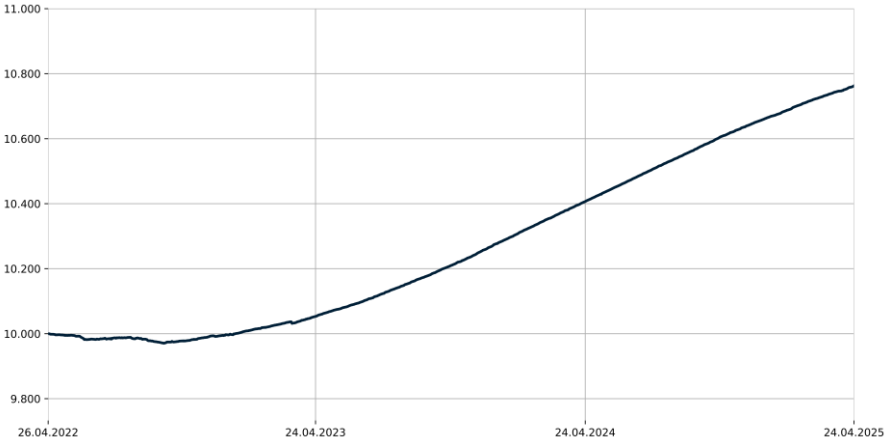
The Fund is adequate for investors with a conservative risk profile who seek a return higher than the traditional term deposit and without immediate liquidity needs since the Fund's asset structure advises on minimum investment term of 90 days.

Unit Classes A and R are meant for non-professional investors, professionals and eligible counterparties.

Unit Class I is exclusively meant for professional investors and eligible counterparties.

Fund Evolution

Evolution of a 10.000€ investment in the Fund



Return and Risk

Annualized Performance

	YTD ⁽¹⁾	12 months	24 months	36 months	60 months
Performance	0,89%	3,42%	3,46%	2,48%	1,44%
Risk Class	1	1	1	1	1

⁽¹⁾ Effective performance since the beginning of the year

Annual Performance

	2024	2023	2022	2021	2020
Performance	3,73%	2,84%	-0,15%	-0,09%	0,01%
Risk class	1	1	1	1	1

Weighted Average Portfolio Maturity and Duration

MMP	169 days	MMP (Weighted Average Maturity): average residual time until the reset of the coupons of each asset weighted accordingly.
DMP	169 days	DMP (Weighted Average Duration): average residual repayment time of assets weighted accordingly.

Portfolio composition

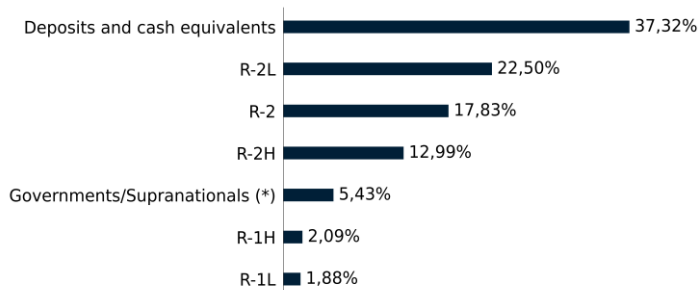
Top 10 Biggest Positions

	% NAV *	Maturity	Country	Asset
RWE AG 2.5% 24/08/25	2,11%	24.08.2025	Germany	Corporate Bonds
European Union Bill 0% 09/05/25	2,09%	09.05.2025	Belgium	Public Debt
IREN SPA 1.95 19/09/25	2,05%	19.09.2025	Italy	Corporate Bonds
VIER GAS TRANSPORT GMBH 2.875% 12/06/25	1,97%	12.06.2025	Germany	Corporate Bonds
ZI Rete Gas SPA 2.195% 11/09/25	1,92%	11.09.2025	Italy	Corporate Bonds
DP/INDOSUEZ/EUR 14-01-2025 14-01-2026 2.5%	1,64%	14.01.2026	Portugal	Term Deposits
DP/MG/EUR 31-01-2025 30-01-2026 2.46%	1,64%	30.01.2026	Portugal	Term Deposits
Brisa Concessão Rodoviária 6EM PC 2.45% 15/04/25 - 17/06/25	1,60%	17.06.2025	-	Others
Galp Energia SGPS SA 2% 15/01/26	1,54%	15.01.2026	Portugal	Corporate Bonds
ABN Amro Bank NV 1.25% 28/05/25	1,54%	28.05.2025	Netherlands	Corporate Bonds

* Net Asset Value

The figures do not include any hedges obtained through the use of derivative financial instruments.

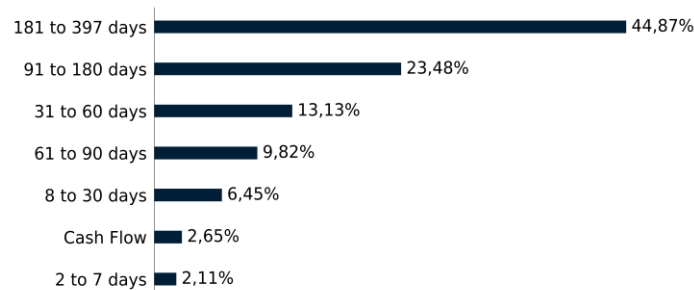
Rating



Rating determined based on the internal credit risk assessment methodology, with ratings between R-1H (Very low risk) and R-5 (Very high risk), with ratings between R-1H e R-2L (inclusive) corresponding to Investment Grade. H = High; L = Low; NR = Not Rated.

(*) Money market instruments issued or guaranteed by the Union, a central authority or the central bank of a Member State of the European Union, the European Central Bank, the European Investment Bank, the European Stability Mechanism or the European Financial Stability Facility, for which no internal valuation is required.

Structure by maturity



The published returns represent past data, and do not constitute a guarantee of future profitability. The reference periods considered are the last quotation date and the quotation on the same date in the previous 12 months, 3 and 5 years. Annualized returns would only be obtained if the investment was made and maintained throughout the reference period. For the purpose of calculating returns, redemption fees are not taken into account, when applicable, and are net of all other fees. The value of the units may increase or decrease depending on the level of risk that varies between 1 (minimum risk) and 7 (maximum risk).

Note: Since January 1st, 2023, with the implementation of the PRIIPS Regulation, the Summary Risk Indicator (SRI) replaced the Summary Risk and Remuneration Indicator (SRI) as the Funds' risk indicator.

Investment in funds may result in the loss of invested capital if the fund is not guaranteed capital. The tax regime for investment funds was changed as of July 1, 2015, whereby the figures disclosed until June 30, 2015 are deducted from the tax then borne by the fund but do not take into account the tax that may be due by the Participants in relation income earned in the period after that date. Investing in the funds does not dispense with reading the Basic Investor and Prospectus Information, available on this website, at www.cmvm.pt and on the respective distributor website, before making the decision investment. For any additional information, contact us at 21 120 91 00, Monday to Friday from 9:00 am to 6:00 pm.