

IMGA MONEY MARKET USD - CAT R

Open-Ended Money Market Fund

RISK (ISR)

1

Manager: Tiago Gamito Co-Manager: Joana Felício

Fund data at 03.10.2025

Assets Under Management	\$ 53.362.378
Share Price	\$ 5,0009
Initial Subscription	\$ 25
Subscription Fee	0%
Management Fee	0,25% / year
Depositary Fee	0,03% / year
Redemption Fee	0%

Fund Class: Money Market

Currency: USD

Launch Date: Set/25

ISIN: PTIGATHM0000

Cash settlement: Available on the 1st day after redemption request

Income Policy: Capitalisation

Management Company: IM Gestão de Ativos - Sociedade Gestora de Organismos de Investimento Coletivo, S.A.

Investment Objectives

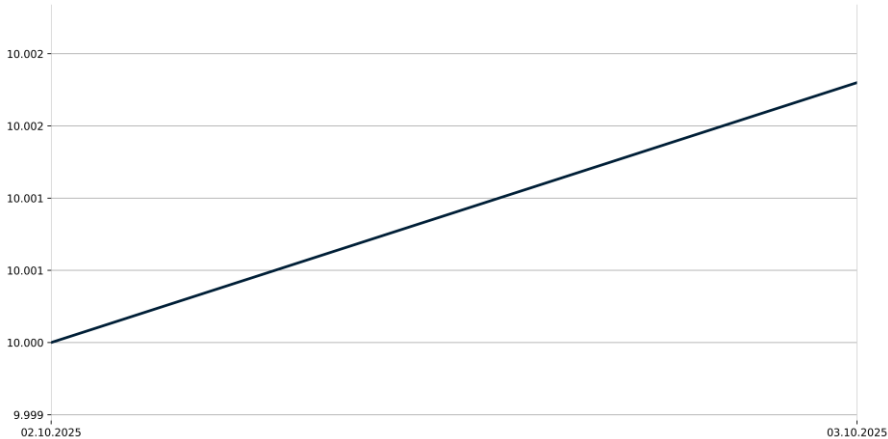
The Fund's primary objective is capital preservation while providing investors with a low-volatility investment and stable potential returns, exceeding money market interest rates and the alternatives offered by traditional banking products.

Investor Profile

The Fund is suitable for clients with a conservative risk profile and low risk tolerance who seek returns higher than those of traditional term deposits, with a recommended minimum investment period of 90 days.

Fund Evolution

Evolution of a 10.000€ investment in the Fund



Return and Risk

Annualized Performance

	YTD ⁽¹⁾	12 months	24 months	36 months	60 months
Performance	-%	-%	-%	-%	-%
Risk Class	-	-	-	-	-

⁽¹⁾ Effective performance since the beginning of the year

Annual Performance

	2024	2023	2022	2021	2020
Performance	-%	-%	-%	-%	-%
Risk class	-	-	-	-	-

Weighted Average Portfolio Maturity and Duration

MMP	160 days	MMP (Weighted Average Maturity): average residual time until the reset of the coupons of each asset weighted accordingly.
DMP	160 days	DMP (Weighted Average Duration): average residual repayment time of assets weighted accordingly.

Portfolio composition

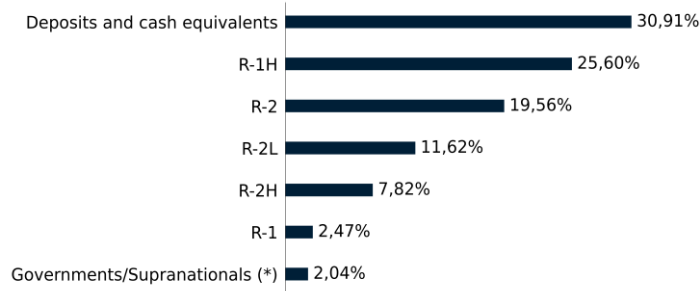
Top 10 Biggest Positions

	% NAV *	Maturity	Country	Asset
Treasury Bill 0% 28/11/25	6,05%	28.11.2025	United States of America	Public Debt
Treasury Bill 0% 20/11/25	4,94%	20.11.2025	United States of America	Public Debt
Treasury Bill 0% 26/12/25	3,16%	26.12.2025	United States of America	Public Debt
Credit Agricole SA 5.589% 05/07/26	2,49%	05.07.2026	France	Corporate Bonds
Abbvie Inc 3.2% 14/05/26	2,26%	14.05.2026	United States of America	Corporate Bonds
American Tower Corp 1.6% 15/04/26	2,23%	15.04.2026	United States of America	Corporate Bonds
Bank of America Corp 3.5% 19/04/26	2,09%	19.04.2026	United States of America	Corporate Bonds
Treasury Bill 0% 22/01/26	2,08%	22.01.2026	United States of America	Public Debt
Citigroup, Inc 3.4% 01/05/26	2,08%	01.05.2026	United States of America	Corporate Bonds
Wells Fargo & Company 3% 22/04/26	2,08%	22.04.2026	United States of America	Corporate Bonds

* Net Asset Value

The figures do not include any hedges obtained through the use of derivative financial instruments.

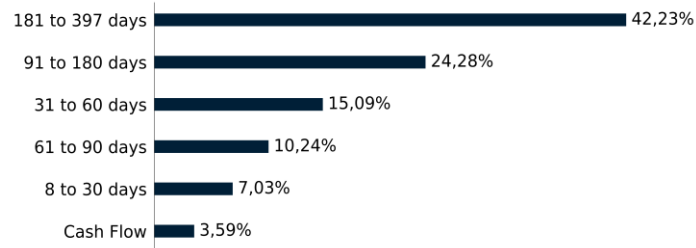
Rating



Rating determined based on the internal credit risk assessment methodology, with ratings between R-1H (Very low risk) and R-5 (Very high risk), with ratings between R-1H e R-2L (inclusive) corresponding to Investment Grade. H = High; L = Low; NR = Not Rated.

(*) Money market instruments issued or guaranteed by the Union, a central authority or the central bank of a Member State of the European Union, the European Central Bank, the European Investment Bank, the European Stability Mechanism or the European Financial Stability Facility, for which no internal valuation is required.

Structure by maturity



The Money Market Fund (MMF) is not a guaranteed investment. Investing in a MMF is different from investing in deposits. The capital invested can fluctuate. The MMF does not rely on external support to guarantee liquidity or stabilize the value of the U.P. The risk of loss of capital is borne by the participant.

The returns disclosed would only be obtained if the investment were made and maintained throughout the reference period and do not constitute a guarantee of future returns. The figures shown are in USD and the return in EUR is subject to exchange rate fluctuations. For the purposes of calculating returns, subscription, redemption and transfer commissions, where applicable, are not taken into account and are net of all other commissions and charges.

The summary risk indicator (SRI) is a guide to the level of risk of this product compared to other products. It shows the likelihood of the product suffering financial losses in the future due to market fluctuations, with a rating between 1 (very low risk) and 7 (very high risk).

The Fund's assets are valued, whenever possible, at market price. If it is not possible to use market valuation, the assets are prudently valued using a model. When a model valuation is used, the amortized cost method cannot be considered. The net value of the Fund is the difference between the sum of all assets, valued according to the method described, and the sum of all liabilities of the Fund.

Investing in funds may result in the loss of the capital invested if the Fund is not capital guaranteed. This information does not exempt you from reading the Fundamental Investor Information and the Prospectus, available at www.imga.pt, www.cmvm.pt and on the distributors' website, before making an investment decision. For any further information, please contact us on 21 120 91 00, Monday to Friday from 9h00 to 18h00. Fund managed by IM Gestão de Ativos - Sociedade Gestora de Fundos de Investimento, S.A., Share Capital € 1,000,000, NIPC and CRC Cascais nº 502 151 889.