

IMGA MONEY MARKET USD - CAT I

Open-Ended Money Market Fund

RISK (ISR) 1

Manager: Tiago Gamito Co-Manager: Joana Felício

Fund data at 22.05.2026

| | |
|-------------------------|---------------|
| Assets Under Management | \$ 56.286.172 |
| Share Price | \$ 5,0333 |
| Initial Subscription | \$100.000 |
| Subscription Fee | 0% |
| Management Fee | 0,1% / year |
| Depositary Fee | 0,03% / year |
| Redemption Fee | 0% |

Fund Class: Money Market

Currency: USD

Launch Date: Mar/26

ISIN: PTIGAOHM0005

Cash settlement: Available on the 1st day after redemption request

Income Policy: Capitalisation

Management Company: IM Gestão de Ativos - Sociedade Gestora de Organismos de Investimento Coletivo, S.A.

Investment Objectives

The Fund will seek to provide unitholders with an investment, directly or indirectly expressed in US dollars (USD) with low volatility and a stable level of potential profitability above the alternatives offered by traditional banking investments.

Investor Profile

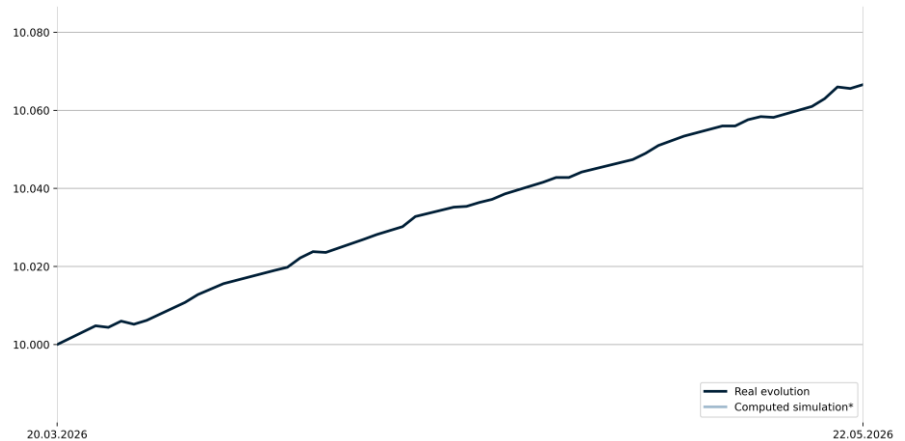
The Fund is adequate for investors with a conservative risk profile who seek to be exposed to investments expressed in American dollars, that are looking for a return higher than the traditional term deposit and without immediate liquidity needs, since the Fund's asset structure advises on minimum investment term of 90 days.

Unit Classes A and R are meant for non-professional investors, professionals and eligible counterparties.

Unit Class I is exclusively meant for professional investors and eligible counterparties.

Fund Evolution

Evolution of a 10.000€ investment in the Fund



*Classes launched after the fund's inception reflect the performance of the first class established.

Return and Risk

Annualized Performance

| | YTD ⁽¹⁾ | 12 months | 24 months | 36 months | 60 months |
|-------------|--------------------|-----------|-----------|-----------|-----------|
| Performance | -% | -% | -% | -% | -% |
| Risk Class | - | - | - | - | - |

⁽¹⁾ Effective performance since the beginning of the year.

Classes launched after the fund's inception reflect the performance of the first class established.

Annual Performance

| | 2025 | 2024 | 2023 | 2022 | 2021 |
|-------------|------|------|------|------|------|
| Performance | -% | -% | -% | -% | -% |
| Risk class | - | - | - | - | - |

Classes launched after the fund's inception reflect the performance of the first class established.

Weighted Average Portfolio Maturity and Duration

| | | |
|-----|----------|---|
| MMP | 173 days | MMP (Weighted Average Maturity): average residual time until the reset of the coupons of each asset weighted accordingly. |
| DMP | 173 days | DMP (Weighted Average Duration): average residual repayment time of assets weighted accordingly. |

Portfolio composition

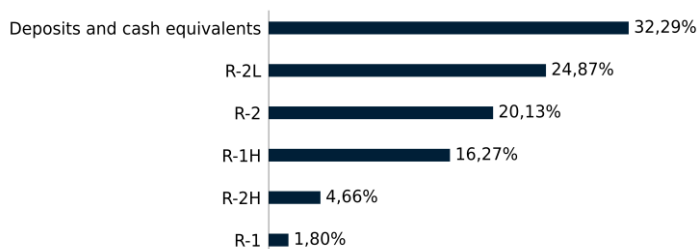
Top 10 Biggest Positions

| | % NAV * | Maturity | Country | Asset |
|--|---------|------------|--------------------------|-----------------|
| Societe Generale 5.25% 19/02/27 | 2,71% | 19.02.2027 | France | Corporate Bonds |
| Banco Santander SA 4.25% 11/04/27 | 2,49% | 11.04.2027 | Others | Others |
| Credit Agricole SA 5.589% 05/07/26 | 2,36% | 05.07.2026 | France | Corporate Bonds |
| Oracle Corp 2.65% 15/07/26 | 2,33% | 15.07.2026 | United States of America | Corporate Bonds |
| AMGEN 2.6% 19/08/26 | 2,32% | 19.08.2026 | United States of America | Corporate Bonds |
| American Tower Corp 3.65% 15/03/27 | 2,31% | 15.03.2027 | Others | Others |
| Hyundai Capital America 3.5% 02/11/26 | 2,30% | 02.11.2026 | United States of America | Corporate Bonds |
| Goldman Sachs Group Inc 3.5% 16/11/26 | 2,30% | 16.11.2026 | United States of America | Corporate Bonds |
| Canadian Imperial Bank 1.25% 22/06/26 | 2,27% | 22.06.2026 | Canada | Corporate Bonds |
| Bank Of Montreal 5.266% 11/12/26 | 2,19% | 11.12.2026 | Canada | Corporate Bonds |

* Net Asset Value

The figures do not include any hedges obtained through the use of derivative financial instruments.

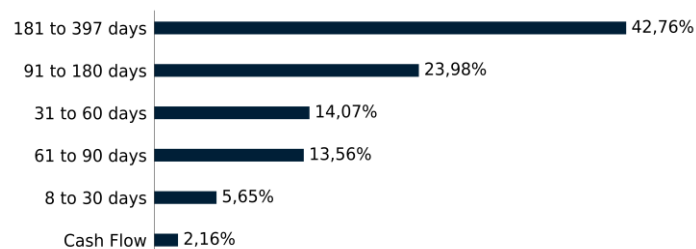
Rating



Rating determined based on the internal credit risk assessment methodology, with ratings between R-1H (Very low risk) and R-5 (Very high risk), with ratings between R-1H e R-2L (inclusive) corresponding to Investment Grade. H = High; L = Low; NR = Not Rated.

(*) Money market instruments issued or guaranteed by the Union, a central authority or the central bank of a Member State of the European Union, the European Central Bank, the European Investment Bank, the European Stability Mechanism or the European Financial Stability Facility, for which no internal valuation is required.

Structure by maturity



The Money Market Fund (MMF) is not a guaranteed investment. Investing in a MMF is different from investing in deposits. The capital invested can fluctuate. The MMF does not rely on external support to guarantee liquidity or stabilize the value of the U.P. The risk of loss of capital is borne by the participant.

The returns disclosed would only be obtained if the investment were made and maintained throughout the reference period and do not constitute a guarantee of future returns. The figures shown are in USD and the return in EUR is subject to exchange rate fluctuations. For the purposes of calculating returns, subscription, redemption and transfer commissions, where applicable, are not taken into account and are net of all other commissions and charges.

The summary risk indicator (SRI) is a guide to the level of risk of this product compared to other products. It shows the likelihood of the product suffering financial losses in the future due to market fluctuations, with a rating between 1 (very low risk) and 7 (very high risk).

The Fund's assets are valued, whenever possible, at market price. If it is not possible to use market valuation, the assets are prudently valued using a model. When a model valuation is used, the amortized cost method cannot be considered. The net value of the Fund is the difference between the sum of all assets, valued according to the method described, and the sum of all liabilities of the Fund.

Investing in funds may result in the loss of the capital invested if the Fund is not capital guaranteed. This information does not exempt you from reading the Fundamental Investor Information and the Prospectus, available at www.imga.pt, www.cmvm.pt and on the distributors' website, before making an investment decision. For any further information, please contact us on 21 120 91 00, Monday to Friday from 9h00 to 18h00. Fund managed by IM Gestão de Ativos - Sociedade Gestora de Fundos de Investimento, S.A., Share Capital € 1,000,000, NIPC and CRC Cascais nº 502 151 889.