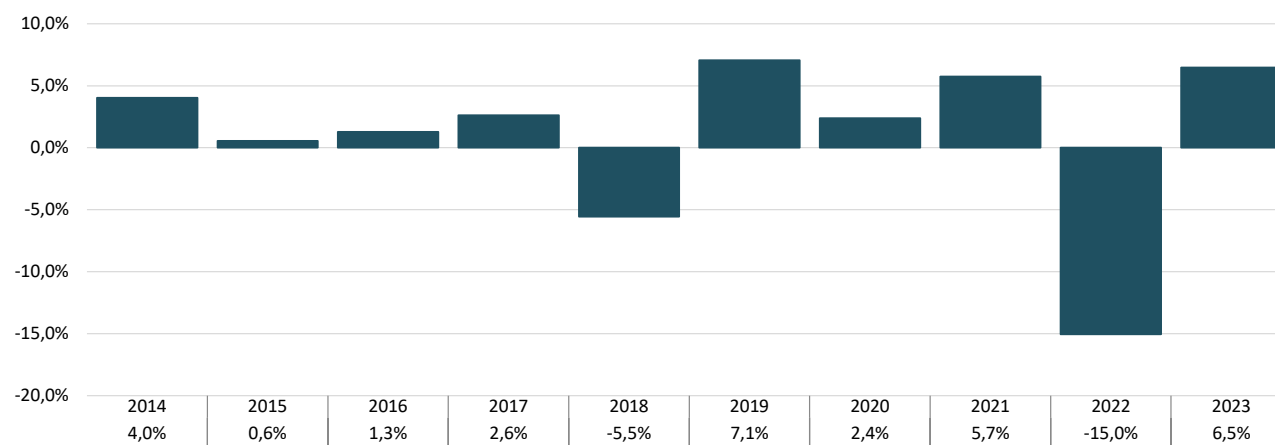


## Annual Historic Returns (%)

31.12.2013 - 31.12.2023

This chart shows the fund's performance as the percentage loss or gain per year over the last 10 years.

### IMGA ALOCAÇÃO CONSERVADORA (Unit Class A)



**Past performance is not a reliable indicator of future performance. Markets could develop very differently in the future. It can help you to assess how the fund has been managed in the past.**

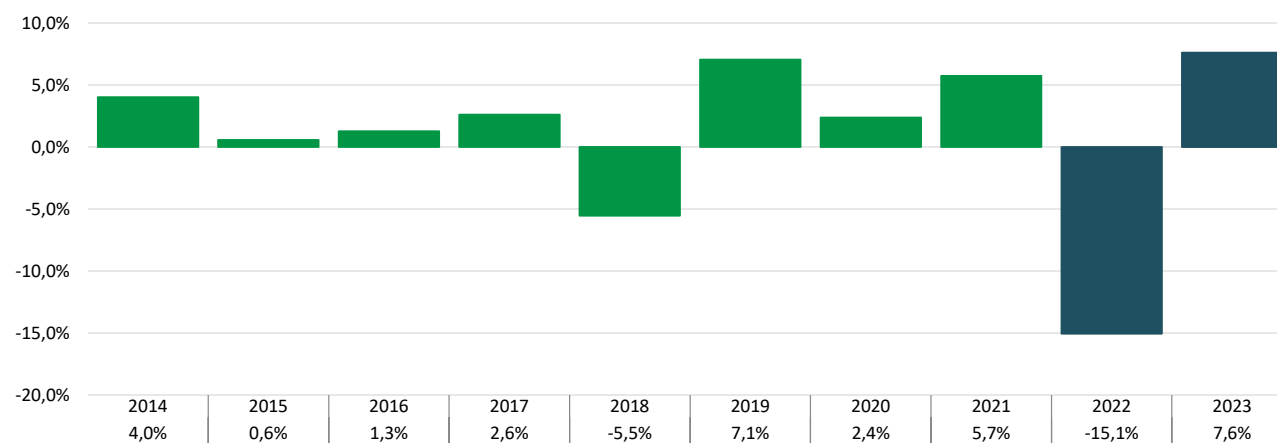
Fund established on August 14<sup>th</sup>, 1995, with Unit Class A.

## Annual Historic Returns (%)

31.12.2013 - 31.12.2023

This chart shows the fund's performance as the percentage loss or gain per year over the last 10 years.

### IMGA ALOCAÇÃO CONSERVADORA (Unit Class R)



**Past performance is not a reliable indicator of future performance. Markets could develop very differently in the future. It can help you to assess how the fund has been managed in the past.**

Fund established on August 14<sup>th</sup>, 1995. Unit Class R launched on May 3<sup>rd</sup>, 2021.

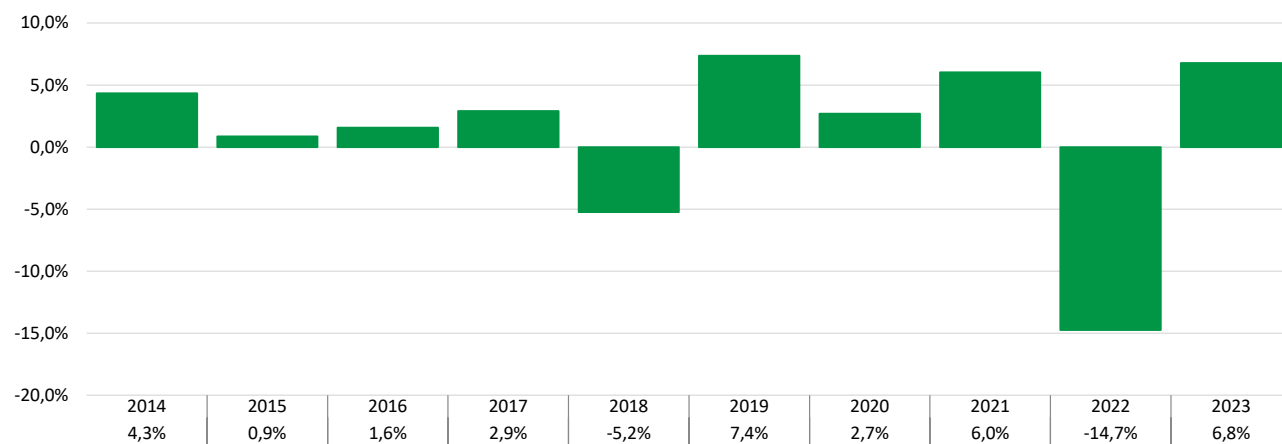
- For the period preceding the Unit Class launch data is presented as simulated performance by taking the performance of Unit Class A of the same fund.

## Annual Historic Returns (%)

31.12.2013 - 31.12.2023

This chart shows the fund's performance as the percentage loss or gain per year over the last 10 years.

### IMGA ALOCAÇÃO CONSERVADORA (Unit Class I)



**Past performance is not a reliable indicator of future performance. Markets could develop very differently in the future. It can help you to assess how the fund has been managed in the past.**

Fund established on August 14<sup>th</sup>, 1995. Unit Class I not yet launched.

- For the period preceding the Unit Class launch data is presented as simulated performance by taking the performance of Unit Class A of the same fund.