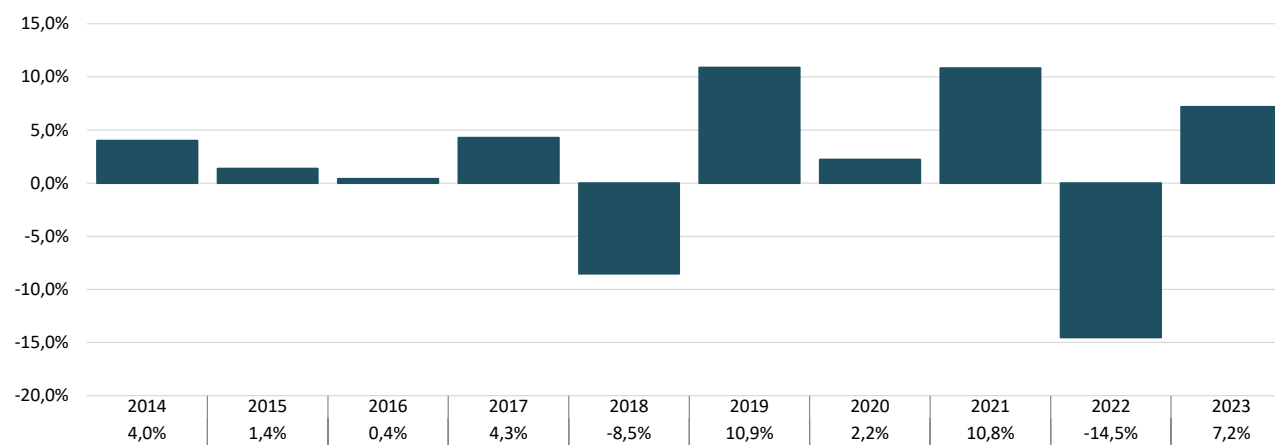


Annual Historic Returns (%)

31.12.2013 - 31.12.2023

This chart shows the fund's performance as the percentage loss or gain per year over the last 10 years.

IMGA ALOCAÇÃO MODERADA (Unit Class A)



Past performance is not a reliable indicator of future performance. Markets could develop very differently in the future. It can help you to assess how the fund has been managed in the past.

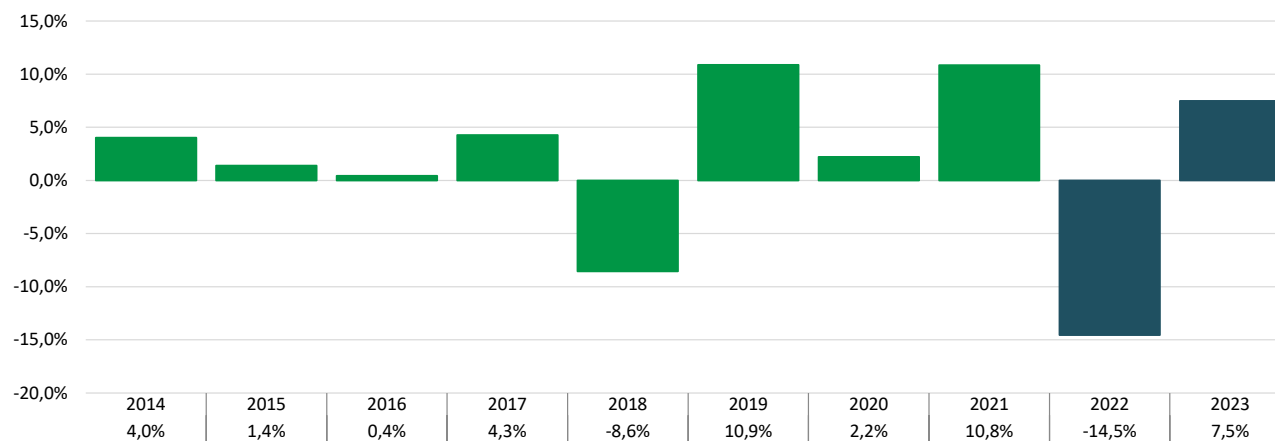
Fund established on August 14th, 1995, with Unit Class A.

Annual Historic Returns (%)

31.12.2013 - 31.12.2023

This chart shows the fund's performance as the percentage loss or gain per year over the last 10 years.

IMGA ALOCAÇÃO MODERADA (Unit Class R)



Past performance is not a reliable indicator of future performance. Markets could develop very differently in the future. It can help you to assess how the fund has been managed in the past.

Fund established on August 14th, 1995. Unit Class R launched on May 3rd, 2021.

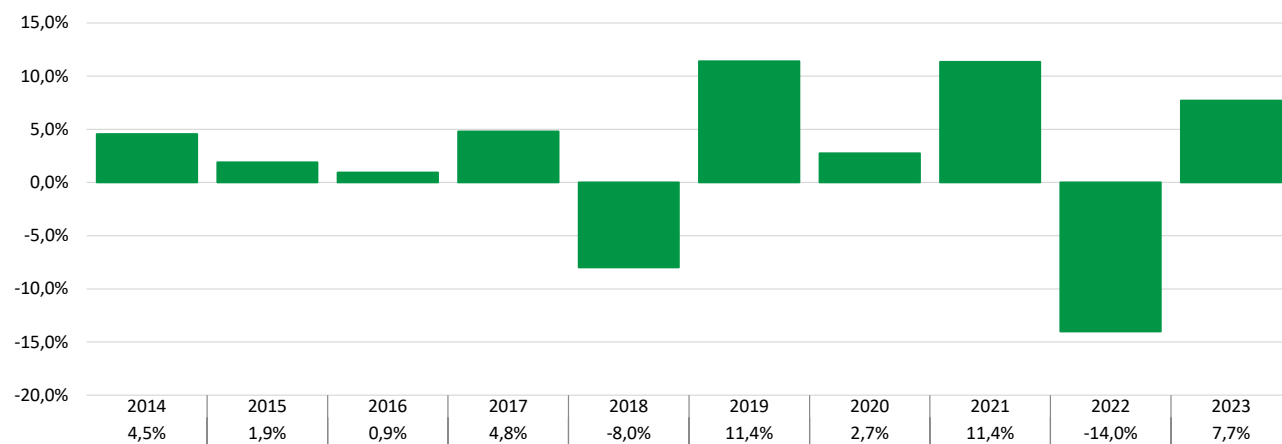
- For the period preceding the Unit Class launch data is presented as a simulated performance by taking the performance of Unit Class A of the same fund.

Annual Historic Returns (%)

31.12.2013 - 31.12.2023

This chart shows the fund's performance as the percentage loss or gain per year over the last 10 years.

IMGA ALOCAÇÃO MODERADA (Unit Class I)



Past performance is not a reliable indicator of future performance. Markets could develop very differently in the future. It can help you to assess how the fund has been managed in the past.

Fund established on August 14th, 1995. Unit Class I not yet launched.

- For the period preceding the Unit Class launch data is presented as simulated performance by taking the performance of Unit Class A of the same fund.