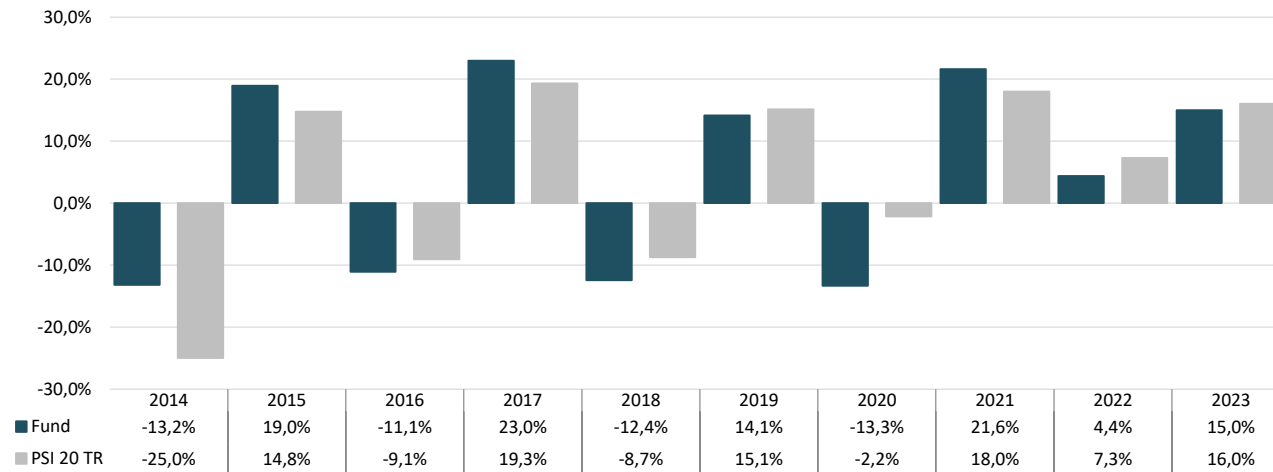


## Annual Historic Returns (%)

31.12.2013 - 31.12.2023

This chart shows the fund's performance as the percentage loss or gain per year over the last 10 years against its benchmark.

### IMGA AÇÕES PORTUGAL (Unit Class A)



**Past performance is not a reliable indicator of future performance. Markets could develop very differently in the future. It can help you to assess how the fund has been managed in the past and compare it to its benchmark.**

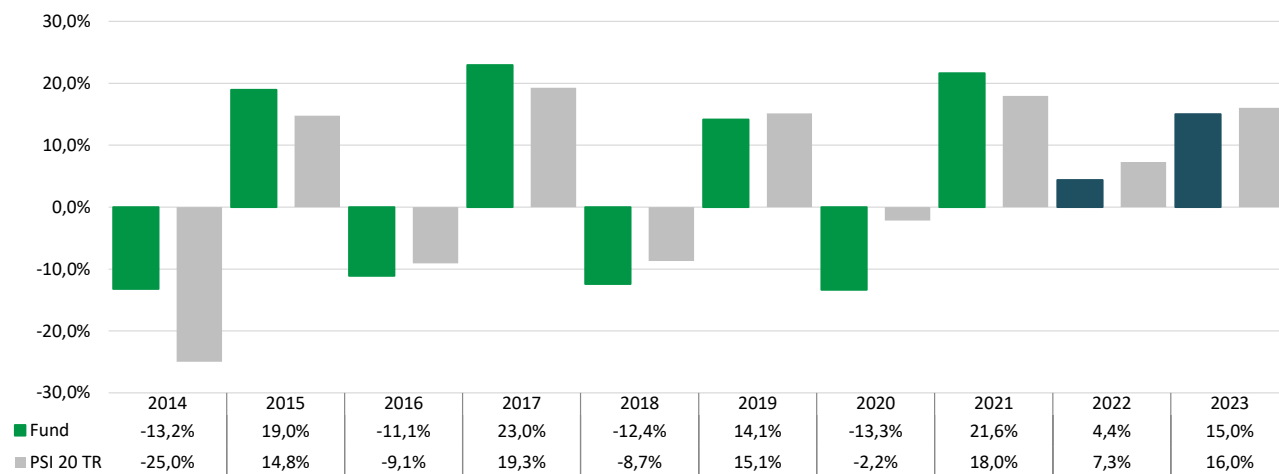
Fund established on July 20<sup>st</sup>, 1995, with Unit Class A.

## Annual Historic Returns (%)

31.12.2013 - 31.12.2023

This chart shows the fund's performance as the percentage loss or gain per year over the last 10 years against its benchmark.

### IMGA AÇÕES PORTUGAL (Unit Class R)



**Past performance is not a reliable indicator of future performance. Markets could develop very differently in the future. It can help you to assess how the fund has been managed in the past and compare it to its benchmark.**

Fund established on July 20<sup>st</sup>, 1995. Unit Class R launched on March 19<sup>th</sup>, 2021.

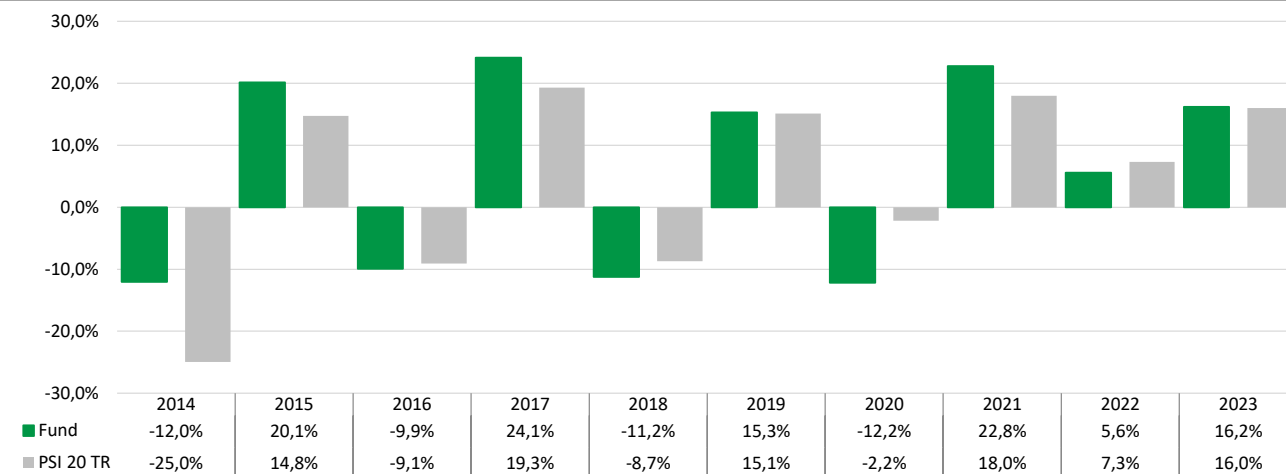
- For the period preceding the Unit Class launch data is presented as simulated performance by taking the performance of Unit Class A of the same fund.

## Annual Historic Returns (%)

31.12.2013 - 31.12.2023

This chart shows the fund's performance as the percentage loss or gain per year over the last 10 years against its benchmark.

### IMGA AÇÕES PORTUGAL (Unit Class I)



**Past performance is not a reliable indicator of future performance. Markets could develop very differently in the future. It can help you to assess how the fund has been managed in the past and compare it to its benchmark.**

Fund established on July 20<sup>st</sup>, 1995. Unit Class I not yet launched.

- For the period preceding the Unit Class launch data is presented as simulated performance by taking the performance of Unit Class A of the same fund.